



pureambience
deluxe

by Royal Prestige

Air Purification System

Owners Manual

Introduction

Getting Started

Unpacking

How Your Air Purifier works

The Multi-Stage Filtering Cartridge

Operation

Care and Maintenance

Warranty Information



Royal Prestige...
The Ultimate Culinary Experience!

Royal Prestige

333 Holtzman Road Madison, WI 53713

1-800-279-3373

Introduction

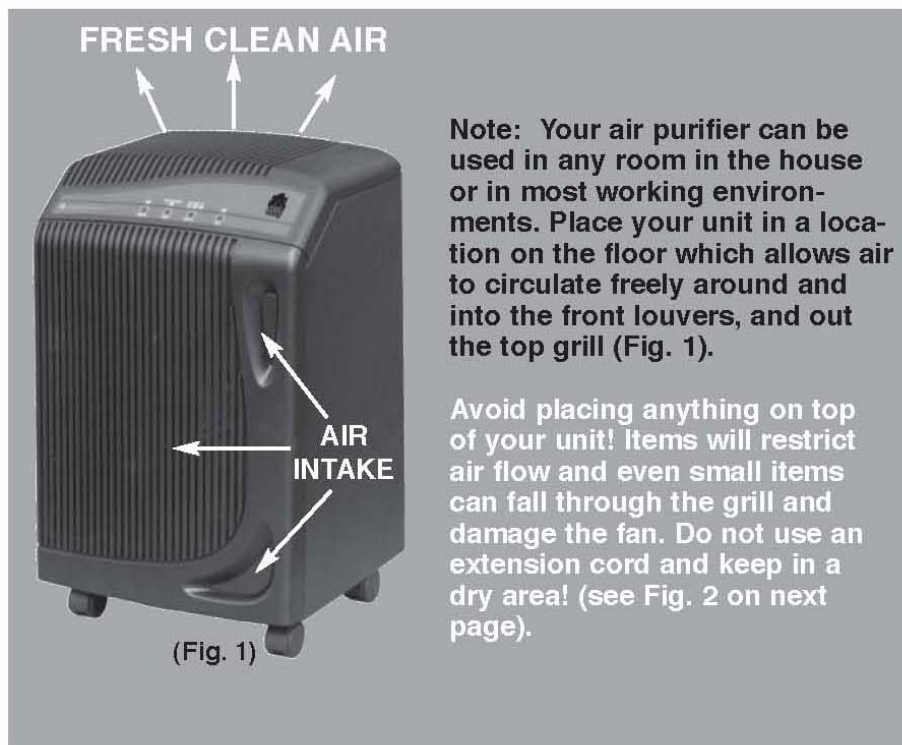
Congratulations on your investment! You are now the owner of a PureAmbience Air Purification System, a state-of-the-art air purifier designed to improve the quality of the air you breathe indoors!

Royal Prestige has been a leader in supplying quality health products for over 45 years! Your PureAmbience Air Purification System is ideal for purifying approximately 675 square feet 2 times per hour/1350 square feet of your indoor environment through an exclusive Multi-Stage Full Spectrum® Cartridge which collects up to 99% of airborne pollutants.

Please take time to read through your Owner's Manual to help understand how your unit works and for important information on replacement cartridges and periodic maintenance.

If you have any questions about the operation of your PureAmbience Air Purification System, please contact your local Royal Prestige Distributor or call Royal Prestige's Customer Service department at 1-800-279-3373.


Getting Started



Unpacking

Carefully remove the unit from the carton and remove and discard the plastic bag covering the unit. Please read the warning label at the end of the electrical plug, and leave it in place for the life of your unit (**Fig. 3**).

WARNING! "TO REDUCE THE RISK OF ELECTRICAL SHOCK, THIS EQUIPMENT HAS A GROUNDING TYPE PLUG THAT HAS A THIRD (GROUNDING) PIN. THIS PLUG WILL ONLY FIT INTO A GROUNDING TYPE POWER OUTLET. IF THE PLUG DOES NOT FIT INTO THE OUTLET, CONTACT QUALIFIED PERSONNEL TO INSTALL THE PROPER OUTLET. DO NOT ALTER THE PLUG IN ANY WAY."



(Fig. 2)



(Fig. 3)

How your Air Purifier Works

The PureAmbience air purifier has an exclusive multi-stage full spectrum purification system... this means as air passes through the unit, it is cleaned MULTIPLE times! The cartridge is an innovative, technological break-through incorporating the following stages:

Two Stage Washable & Replaceable

Pre-Filter (Fig. 4)

Stage 1: Pura-Tech™ Pre-Filter

Stage 2: Polyweb™ Electrostatic Pre-Filter

Six Stage Replaceable

Main Filter: (Fig. 5)

Stage 3: Micro-grip™ Tackified Filter

Stage 4: H.E.P.A. Filter

Stage 5: Micro Anti-Microbial Filter

Stage 6: High Capacity Activated Carbon Filter


Stage 7: Ultra-Purification GWM-X™ Filter

Stage 8: Ionization Stage

.....
Stage 9: Deodorizer/Ozonator

Replaceable Main Filter

(Fig. 5)



(This feature is only available in the DELUXE MODEL - see page 4)

MULTI-STAGE FULL SPECTRUM™ CARTRIDGE

Stage 1 The Pura-Tech™ Pre-Filter: An advanced foam-type filter with millions of microscopic pores that strain out particles. This unique combination of pre-filtering stages substantially reduces the pollutants in the air before they can clog up submicron filters that follow.

Stage 2 Polyweb™ Electrostatic Pre-Filter: As air flows through, a static electrical charge is created. This attracts particles of contaminants to the cleanable pre-filter which traps and holds particles like a giant magnet. (The Stage 1 and 2 pre-filter is washable).

Stage 3 Micro-Grip™ Tackified Filter: Now smaller, sub-micron particles are captured and stripped from the air stream by a tightly woven network of fibers impregnated with an adhesive type material. This is a key filtering stage which increases the effectiveness of the upcoming HEPA filter.

Stage 4 H.E.P.A. Filter (High Efficiency Particulate Air): PureAmbience's large true-HEPA filter enables it to purify the air with maximum effectiveness. It is designed to trap over 99% of most airborne particles, including pollen, dust, pet dander, mold, bacteria and much more.

Stage 5 Micro Antimicrobial Filter: This finely woven filter captures any possible surviving micro-organism with a special anti-microbial substance.

Stage 6 High Capacity Activated Carbon Filter: PureAmbience's air purification process continues with a high capacity carbonized filter pad that acts like a sponge to purify the air stream by absorbing a wide range of gases, chemicals and odors.

Stage 7 Ultra-Purification GWM-X™ Filter: As an extra measure of protection, this unique filtering material, originally developed by scientists as a defense against dangerous gas and germ warfare, provides true protection against gases, chemicals and odors. It's never before been available in a consumer product of this type.

Stage 8 Ionization: The Ionization feature emits a mild charge that freshens stale room air, like the fresh air you breathe after a thunderstorm. This feature can be switched ON and OFF at your command.

Stage 9 Deodorizer/Ozonator: For maximum efficiency on heavy odors... there's the "Deluxe Model". This state-of-the-art unit features an additional deodorizing stage which creates Ozone (O₃) to attack offensive odors in the air by actually splitting the atom molecules of the pollutants... leaving behind the cleanest, freshest air possible.

THE RESULT

PURE AIR IS RE-CIRCULATED INTO YOUR HOME OR OFFICE GIVING YOU A CLEANER, MORE COMFORTABLE ENVIRONMENT.

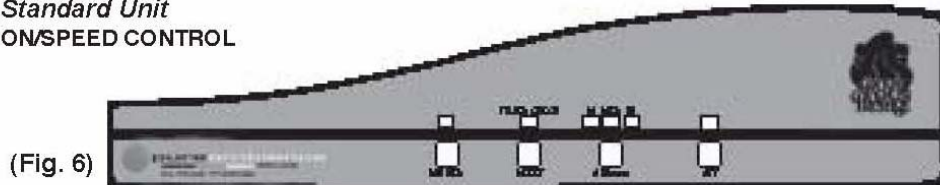
Operation

Plug unit into a properly grounded 120V, 60HZ power source. To turn it on, press the electronic control switch marked "ON/Speed" to the desired low, medium or high speed (Fig. 6) - this will automatically turn on your ionization stage as well. OR you can use your remote control if you own the "Deluxe Model" (Fig. 7).

NOTE: DO NOT PLACE ANY ITEMS ON TOP OF UNIT

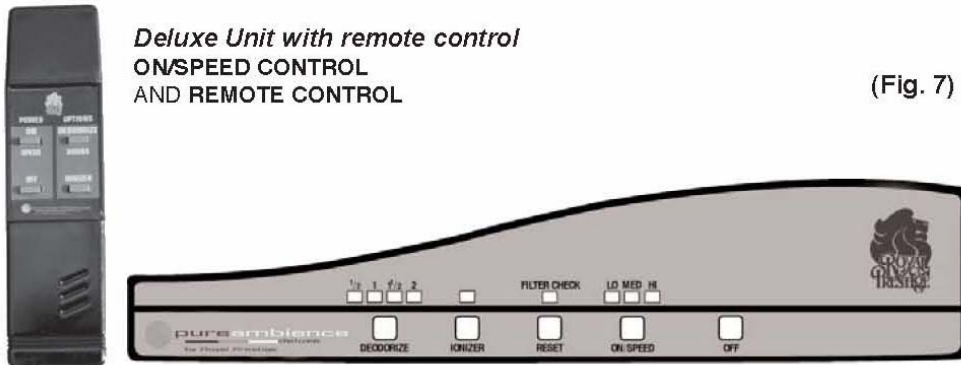
WARNING! "DO NOT USE AN EXTENSION CORD! THIS UNIT HAS A GROUNDED-TYPE PLUG TO AVOID THE RISK OF SHOCK."

Standard Unit
ON/SPEED CONTROL



(Fig. 6)

Deluxe Unit with remote control
ON/SPEED CONTROL
AND REMOTE CONTROL



(Fig. 7)

The "ON/Speed" light indicates the speed at which the unit is operating. In the "Deluxe Model", you have the option of turning on Stage 9 (Deodorizer/Ozonator) manually or with the remote control to the desired number of hours. (See page 4 for more on this feature.)

Care and Maintenance:

The PureAmbience Air Purifier is easy to maintain. Approximately every 3 months, the filter check light on your control panel will turn on and a soft audible beeping will be heard. It is time to check your filter cartridges. To reset the filter timer, press and hold the "Reset" button on the control panel until light flashes 5 times. Your pre-filter is cleanable. You can either dry-vacuum it or wash it with a hose or under the faucet in the sink, but be sure it is completely dry before placing it back in the unit. Your main filter should be replaced every 12 months or earlier if you feel it is needed. It is easy to remove and completely disposable.

Removing & Replacing the Cartridge

Turn unit off and unplug from the outlet. To remove the cartridge, gently pull the door front and raise away (Fig. 8) from the unit. Set the door panel aside. Pull the pre-filter out of the unit using the upper tab. Place it in the bag your new cartridge was shipped in and dispose of properly. Now, pull the main filter out of the unit in the same manner and dispose of in the same way. Slide the new, main filter cartridge into the unit **first**, holding the cartridge tab. Gently push it into the cabinet until the plastic tab is against the cabinet edge. Now, follow this same step for the pre-filter.

To replace the door panel, gently slide the door onto the cabinet slots, and gently push the top of the door into the unit. The outside of the unit can be cleaned using a soft cloth.



(Fig. 8) Door Front

Wall Mounting

In some cases, you may want to wall mount your unit. This mounting package can be purchased from your local distributor.

Fasten the wall mounting plate to the wall. Be sure the center holes, (Fig. 9) are directly over a framing stud. Insert shelf plate into wall mount plate slots, (Fig. 10). Place the unit on shelf plate. Make sure the slots at back and bottom of unit go over the tabs of the shelf plate, (Fig. 11).



(Fig. 9)



(Fig. 10)



(Fig. 11)

Questions

Should you ever have any questions or concerns about the operation of your PureAmbience Air Purification System, you can contact your local distributor or call Royal Prestige Customer Service at 1-800-279-3373.